



MANUFACTURER OF
EXCLUSIVE AUTOMOBILES

AUTOMOBILE MASTERPIECES *since 1965*

BMW ALPINA B7 BITURBO

LONG-WHEELBASE



ELEGANT *and* EXCLUSIVE PERFORMANCE

The BMW ALPINA B7 Bi-Turbo - exclusive and unique - delivers the highest levels of dynamics, performance and comfort which ALPINA has to offer. Driven by a very powerful and torque-laden 4.4 litre V8 engine with Bi-Turbo charging, the BMW ALPINA B7 Bi-Turbo offers unparalleled driving performance. Modern chassis and suspension technologies, such as

active rear-wheel steering and air suspension, enable incredibly agile and direct handling without foregoing exceptional ride comfort. The contemporary and elegant styling of the BMW ALPINA B7 Bi-Turbo is muscular yet discreet, striking a harmonious balance between luxury and athleticism.





...classical ALPINA

The ALPINA CLASSIC 20" forged aluminium wheels with trademark twenty spokes and a minimalistic design, save weight and unsprung masses. This means even more dynamic handling as well as improved agility and precise steering feel. Optionally available are stunning ALPINA CLASSIC 21" aluminium forged wheels in a particularly elegant motorsport design.

The ALPINA sports exhaust system features two elliptical twin tailpipes that reflect the performance of

the new BMW ALPINA B7 Bi-Turbo and its powerful V8 engine. They are precisely integrated in the rear apron and give the rear a smooth, elegant and powerful look.

The sonorous V8 soundtrack hints at the performance reserves of the BMW ALPINA B7 Bi-Turbo without intruding passenger comfort.





DRIVING FORCE *on a new* LEVEL

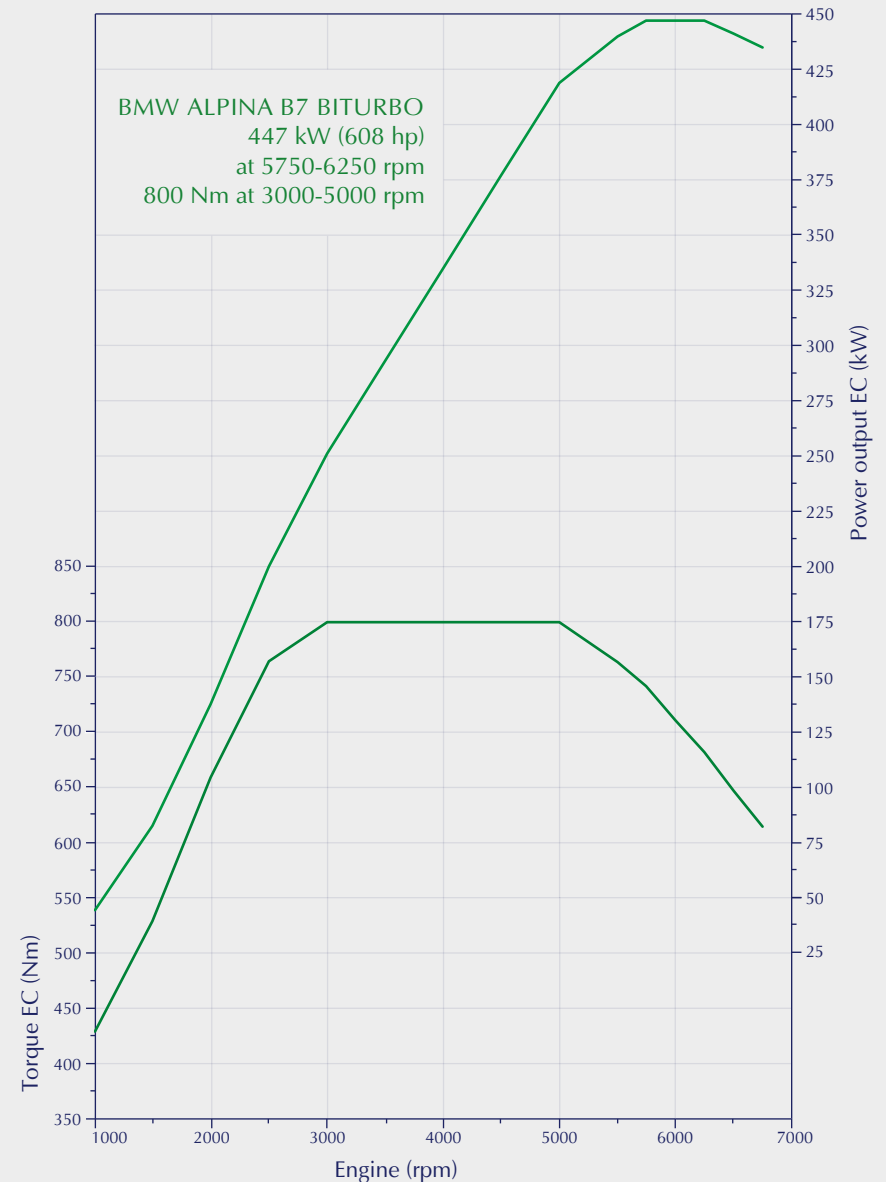
The new 4.4 litre 8-cylinder engine with Bi-Turbo charging, petrol direct injection and Valvetronic delivers an impressive output of 447 kW (608 hp) between 5750 and 6250 rpm, while the maximum torque of 800 Nm is available from 3000 rpm.

The resulting performance figures are remarkable – the new BMW ALPINA B7 Bi-Turbo with all-wheel drive accelerates in just 3.7 seconds from 0 to 100 km/h, reaching a top speed of 330 km/h.

The Bi-Turbo charging system comprises two specially developed turbochargers. They feature optimized twin-scroll turbocharger housings and compressor wheels with enlarged inlet and outlet diameters. In combination with appropriately sized turbines this configuration ensures very effective use of exhaust gas energy. The result is a fast power build-up and more torque at low engine speeds for exceptional engine response. 670 Nm of torque is available at just 2000 rpm. Even at low engine speeds driver inputs are immediately transformed into forward acceleration. In every situation there is a fascinating insistence to the BMW ALPINA B7 Bi-Turbo power delivery.

In addition to the depth of ALPINA's engineering expertise a number of significant technical details are responsible for this engine's power output and performance characteristics – especially with regards to air intake system, the intercooler and turbocharger configuration and the high-performance cooling system. All components of the high-performance cooling system are designed to remove bottlenecks and maximise effectiveness – special large-volume coolers are interconnected by large diameter hosing for maximum throughput. An indirect inter-cooler system facilitates the implementation of short charge-air intake paths – with a main intercooler supplying the two large volume engine-near intercoolers. Together with additional external water coolers and a transmission oil cooler, the system ensures the thermodynamic stability of the V8 Bi-Turbo engine at all times even under the highest loads and ambient air temperatures.

PERFORMANCE AND TORQUE DIAGRAM BMW ALPINA B7 BITURBO



cutting edge DYNAMICS

The new BMW ALPINA B7 Bi-Turbo features cutting-edge suspension technology, offering its driver an exceptional range of driving experiences.

With the Driving Dynamics Control used to select the appropriate Mode, the 2-axle air suspension system is primarily responsible for the exceptional level of ride comfort in the new BMW ALPINA B7 Bi-Turbo. It also enables ride height to be changed up or down which in combination with the other suspension systems facilitates the choice of a decidedly comfort or sport orientated chassis set-up.

The settings of the Electronic Damper Control, which influences both rebound and compression, are also selected using the Driving Dynamics Control. A broad range of ALPINA damper set-ups are available ranging from Comfort+ Mode for effortless and relaxed cruising to ALPINA Sport+ Mode for maximum dynamic performance.

For the first time, the new BMW ALPINA B7 Bi-Turbo features Integral Active Steering, which in conjunction with the high-performance drivetrain and the all-wheel drive system, offers a dynamic driving experience par excellence. The Integral Active Steering combines a variable ratio electric steering system at the front axle with active steering on the rear axle whereby the wheels can turn a maximum of 3 degrees.

The all-wheel drive system exploits the technical potential of BMW's xDrive system and its intelligent and dynamic distribution of drive power which continuously and fully variable distributes torque between the front and rear axle within milliseconds for maximum traction and control. The programming of the torque distribution control, which is interconnected with the Dynamic Stability Control and the engine management system, is performance-oriented and it increases driving agility and dynamics markedly – especially under lateral acceleration – while maintaining balanced and neutral handling.

Besides allowing optimum traction under acceleration by eliminating slip induced losses, the system continuously monitors a wide range of sensory inputs – for example steering angle, lateral acceleration, yaw angle and speed – to distribute torque so as to achieve maximum safety in challenging conditions or when encountering sudden changes in road surface friction.

Further refined and adapted to the performance characteristics of the high-torque V8 Bi-Turbo in collaboration with ZF, the transmission offers exceptional driving comfort in all situations. In Automatic Mode the combination of eight gears and high engine torque makes for relaxed, luxurious cruising at low engine rpm even when travelling at speed. In Sport Mode the shift points are optimized for improved driving performance and gear changes are considerably more dynamic. For maximum dynamic performance, the driver selects the Manual Mode thereby actuating gear changes manually by using the SWITCH-TRONIC buttons on the back of the steering wheel. In addition to extremely fast shift times close to a tenth of a second, this mode also suppresses forced upshifts in the engine speed limit range.





HIGHLIGHT *in* LED-TECHNOLOGY

An absolute highlight is the full-colour digital instrument panel in LED technology featuring an exclusive ALPINA design. In Comfort Mode it offers a classic look featuring round instruments with blue background and red needles. In Sport Mode

the display changes to a more dynamic design with blue and green drag indicators and a focus on primary information, such as the centrally positioned permanent digital speed read-out.





luxurious AMBIENCE

Discreet ALPINA details add a touch of exclusivity and individual style to the interior. Hand-finished using exceptionally high-quality LAVALINA leather, the sports steering wheel with blue and green stitching is captivating at the very first touch due to its gentle feel. Timeless Piano lacquer or classic Myrtle Luxury Wood - the ALPINA interior trim, door sills with blue illumination, B7 model inscriptions and an individual production plaque are further examples of exclusive equipment features in the BMW ALPINA B7 Bi-Turbo. An extensive range of standard equipment ensures

maximum well-being and comfort, including high-end Nappa leather, comfort seats, a leather-covered instrument panel, ceramic applications on selected control elements and soft close doors. Equipment features that further support effortless driving also come as standard in the new BMW ALPINA B7 Bi-Turbo, such as a full-colour Head-Up Display and a rear view camera. The standard equipment also includes the latest BMW navigation, communication and infotainment systems which set the benchmark with innovative and intuitive operating controls.



TECHNICAL DATA

BMW ALPINA B7 BITURBO LONG-WHEELBASE AWD

This is a translation of the original German brochure which fulfils the requirements of German law. All technical data in this brochure apply to the German market, additional international units of measure shown in the technical data for the purposes of information only. Further information on specific fuel consumption and specific CO₂ emissions of new passenger cars is given in „Leitfaden über den Kraftstoffverbrauch, die CO₂-Emissionen und den Stromverbrauch neuer Personenkraftwagen“ which can be obtained free of charge at all points of sale and from the 'Deutsche Automobil Treuhand GmbH (DAT), Helmut-Hirth-Str. 1, 73760 Ostfildern-Scharnhausen'.

¹ Fuel consumption and CO₂ emissions measured according to currently valid Regulation (EC) 715/2007. The disclosed fuel consumption and CO₂ emissions are measured according to WLTP (Worldwide Harmonized Light-Duty Vehicles Test Procedure) and converted to NEDC (New European Driving Cycle) for comparison purposes. Depending on your country, vehicle related taxes or other duties may be based on fuel consumption and CO₂ emissions data which differs from that shown here.

² The figures quoted includes a 90 % tank filling, 68 kg for the driver and 7 kg for luggage. Unladen weight applies to vehicles with standard equipment. Optional equipment may increase this figure.

³ EU-tyre label = fuel efficiency/wet grip/external rolling noise class.

Modifications and errors excepted.

DIMENSIONS

Length	mm	5250
Width	mm	1902
Height, unladen	mm	1491
Wheelbase	mm	3210
Track, front	mm	1622
Track, rear	mm	1619
Luggage capacity	l	515
Fuel tank, approx.	l	78

ENGINE

Cylinders	V8 90°
Capacity	cm ³ 4395
Bore	mm 89.0
Stroke	mm 88.3
Compression ratio	: 1 10.0
Max output	kW (hp) 447 (608)
at	rpm 5750 - 6250
Max torque	Nm / lbs-ft 800 / 590
at	rpm 3000 - 5000
Engine management	BOSCH DME 8.8.0
Fuel type	Super Plus/98-octane
Emission classification	Euro 6d-TEMP

PERFORMANCE

Acceleration		
0-100 km/h / 0-62 mph	s	3.7
Acceleration		
0-200 km/h / 0-125 mph	s	12.5
Top speed	km/h	330
	mph	205

WEIGHT

Unladen (EU) ²	kg	2110
Max permissible	kg	2735
Permitted load	kg	700
Max axle load:		
front	kg	1330
rear	kg	1455



TRANSMISSION

Type	8-Speed Sport-Automatic (ZF 8HP75) with SWITCH-TRONIC			
Transmission ratios : 1	1st gear	5.00	5th gear	1.31
	2nd gear	3.20	6th gear	1.00
	3rd gear	2.14	7th gear	0.82
	4th gear	1.72	8th gear	0.64
	Overall gear ratio	:1	7.8	
	Reverse gear ratio	:1	3.48	
	Final drive ratio	:1	2.81	

FUEL CONSUMPTION ¹

Urban	l/100 km	15.1
	mpg	18.7
Extra-urban	l/100 km	8.3
	mpg	34.0
Combined	l/100 km	10.8
	mpg	26.2
CO ₂ emissions combined	g/km	245
CO ₂ efficiency (Germany)		F

WHEELS & TYRES

ALPINA CLASSIC 20" forged wheels with MICHELIN Pilot Super Sport:			
Front	8.5 x 20" with	255/40 ZR20 (101Y) XL	
EU-tyre label ³		E/A/  71 dB	
Rear	10 x 20" with	295/35 ZR20 (105Y) XL	
EU-tyre label ³		C/A/  73 dB	



ALPINA RECYCLING

Your BMW ALPINA is part of an all-embracing recycling concept. Recycling demands are already considered early in the development process of a BMW ALPINA. An example of this is in the selection of materials – they are chosen, such that they are environmentally friendly and easily recyclable, using a minimum of resources to do so. Every BMW ALPINA is built so that it is easily and cost-effectively recyclable at the end of its useable life span. All this occurs in close co-operation between BMW and ALPINA. BMW Group have built a European-wide redemption and recycling infrastructure, and require high quality and environmental standards. For return of your automobile for the purposes of recycling, please contact your BMW ALPINA partner. They are ready to help. For further information about recycling firms and redemption locations, please see www.bmw.com.

ALPINA

The models illustrated in this brochure may show the specifications of vehicles produced for Germany or another market. In part, the specifications include optional equipment and accessories not fitted as standard. According to the specific requirements of other markets or countries, alterations in models, standard and optional equipment may occur. Not all model versions, for example all-wheel drive, may be available in your market or country. This is a translation of the original German brochure which fulfils the requirements of German law. All technical data in this brochure apply to the German market, additional international units of measure shown in the technical data for the purposes of information only. For precise information on model features, equipment, fuel consumption and CO₂ emissions as they apply to your country please contact your local BMW ALPINA dealer or importer. Subject to change in design, equipment and technical data. July 2018 © ALPINA

| www.ALPINA-AUTOMOBILES.COM

| www.FACEBOOK.COM/ALPINA-AUTOMOBILE

| www.YOUTUBE.COM/ALPINA-AUTOMOBILES

| ALPINA Burkard Bovensiepen GmbH + Co. KG • Alpenstraße 35-37 • 86807 Buchloe • Germany • +49 (0) 8241-5005-0